



September, 2006
<http://www.sacaaim.org>

Next meeting:

Wednesday, September 27

Upcoming Events:

- October 11th, Newsletter article deadline
- September 27th AIM meeting
- October 7-8 Fall colors Photo weekend
- October 25th, AIM meeting
- Photoshop weekend, TBD
- Bonaire 2007, April 26th-May 6th
- Cozumel 2008, Feb. 2-12

Inside this issue:

<i>Bits You Should Know</i>	2
<i>This month at AIM, cont.</i>	2
<i>Night Photography</i>	3
<i>For Sale</i>	3
<i>Photo Competition</i>	3
<i>Trip Report:</i>	4
<i>AIM Calendar info</i>	5
<i>Fall Colors Photoshoot</i>	6-7

This Month at AIM

- Carl Sweet will be in charge of the raffle prizes.
- Bill Levine & Glenn Marshall will be our 5-minute presenters.
- Outing to Lily Lake (Tahoe) to see the Fall Colors on 10/7 and 10/8 – Please contact Carol for details and RSVP. That week-end should be a full moon and hopefully their will be some Time Lapse Photography opportunity!
- Further discussion about a two-day Photoshop CS class in November. Price is currently set at \$69/per person, need a minimum of 8 participants. Need to finalize dates.
- Talked about possibly chartering the Monterey Express in January 2007.
- “Frequent Flooder” Award... Start thinking about it...

Our meetings are normally held at 7:00 PM (social hour at 6:30) the 4th Wednesday of the month at RoundTable Pizza, on Madison and Greenback. New Members and guests are always welcome. Call 989-1133 to order in advance. Don't forget to ask for the AIM discount.

- Spring 2008 – Cozumel, here we come AGAIN!

Hot of the press: AIM's annual Christmas Party will be at the home of Glenn & Penni Marshall

(Continued on page 2)

Last Month at AIM

Here is some of what you missed if you were not able to attend the August meeting:

Welcome new guest: Thank you to David White-side for introducing AIM to Kathy McAllister.

Treasury Report as of 8/23/06: 30 memberships – 10 family memberships and 20 single memberships.

The treasury currently has approximately \$2K in it less the expenses for the film festival (make sure to turn in your receipts to

Sharon).

Dive Reports: Glenn & Penni Marshall just returned from their trip to Catalina. Marty Collins took us back to Hawaii. Craig Brookey took us inside a shark dive at the Epcot Center.

New equipment

Both Renee and Corinne got to show off their new “toys”. Renee has a Casio S600, 6 mega pixels and Corinne has a Fuji, 9 mega pixels.

5-minute presentation: Barbara Bloom transported us to the Monterey Aquarium with a video clipped entitled

“Where are we?”

Guest speaker & Technical corner

Time Lapse Photography by Peter Amendt – Peter is an active member of Vaqueros del Mar scuba club out of Livermore, CA. Please keep reading for more info on Peter and the use of Time Lapse/Night Photography.

You can also visit thenocturnes.com to learn more about night photography workshops, exhibits and resources.

Bits You Should Know (upcoming classes, trips, and meeting events)

Photo Shop Work Shop:

Weekend to address the needs of all levels: beginners and advanced tools to be shared. A full weekend before the end of the year (pending dates: Nov 4, 5, 25, 26 or Dec ?? 2, 3.) cost: \$69 pp with a PhotoShop instructor from the bay area. Location: Carol Herrlie's home in Placerville. Come for the day/stay for the weekend. Limited space however trailers are welcome. Classroom set up with projector and computers (your own) with PhotoShop CS skills shared. Some will be basic tool uses for (us) beginners and more advanced uses for those ready to advance.

BONAIRE SPRING TRIP

APRIL 2007 will have more details for signing up...

COZUMEL Spring Trip

2008...small deposits (fully refundable) will be accepted. This is going to be a busy busy week so we want to hold spaces quickly. Others from the Sacramento area are also taking groups at the same time....most likely different resort with different dive boat operators and program. There will something for all during this 10 day event.

How to take the perfect image? Or fix a good one and make it better.

Our next 3 months will be dedicated to many technical aspects of image mak-

ing: basic composition rules, subject matter, lighting and strobe use, artistic adjustments. Members are invited to bring up to 10- slides, a CD or send to Joe Herrlie up to 10 images (send by mail in a CD or on line with no more than 2 images per email....avoid computer jamming please) to present for critique. THIS IS OUR OPPORTUNITY TO ASK FOR HELP...HOW TO MAKE THIS GOOD IMAGE BETTER....HELPFUL AND SUPPORTIVE CRITQUES.... Our concurrent PhotoShop weekend and monthly "PhotoShop Pearls" will provide the tools we all can use. The more you participate and share you images, the better.

BASICS OF COMPOSITION:

Tips and Handouts at the meeting.

This Month at AIM continued...

(Continued from page 1)

on Saturday, December 9th.
More details to follow.

Ongoing Business:

Bonaire: Next \$ installment will be due some time in November. Our resort changed from Sand Dollar to Buddies due to a better deal and a more favorable review of this resort.

Need to start thinking about one, two or three bedroom accommodations.

Adequate U/W equipment insurance... who offers what? If

you have coverage for your U/W equipment, be prepared to share some of your findings, costs, etc.

Board of Directors for AIM – discussion to continue.

Business cards – Craig Brookey showed us several lay-out examples. There is talk about having a competition at the annual AIM Christmas Party to vote on the "cover" for the AIM business cards.

In preparation thereof, members are asked to bring 5 or 6 "magazine cover" quality pictures to the September meeting to share

and to critique. Joe Herrlie is preparing a presentation on "composition" to go along with this show and tell (September's Technical Corner).



Night Photography

Last month's guest speaker was Peter Amendt, who shared some of his night photography techniques with the group.

Some additional information from Peter follows:

- Peter has been doing night photography for about six years.
- Camera: a Nikon F100
- Film: EPY-64 Tungsten-balanced film for good deep sky blues
- f-stop: typically 5.6
- Time exposures: vary from a few seconds up to 20 minutes or more
- He likes to use a maglite for filling in shadows or dark areas such as trees by rapidly moving the flashling back and forth, up and down for a few seconds at a

time. ("PAINTING"). It's best to have a **defocussed beam** to minimize the risk of burning too much light into the image

- A small auxiliary flashlight for seeing controls and so forth is helpful. Also, an alarm clock for timing the exposure is handy. Be sure to use a very sturdy tripod and a cable release for vibration-free exposures.
- The key with Night Photography is to experiment with different films, exposure times, and apertures to get the effects that satisfy you. It's a open niche and it's easy to make your mark if you are patient and persevering.
- Also, it's helpful to have a companion at night for added security, conversation and even a little body heat!
- Watch for those animals that like to come out at night, too.

A special thanks to Peter for a great



presentation!

If you are ready to try night photography, Check out the AIM fall colors trip (hey, check it out for some nice daytime photography too!).

For Sale

Lori Wahl has some Nikonos Equipment for sale, including lenses, extension tubes, sync cords, underwater light meter, and all manuals. You can view the items on her website: www.calweb.com/~loriwahl/NikonosV/ and can contact her at: loriwahl@sbcglobal.net She is currently on vacation, but returns October 8th.

If you have photography or dive items for sale, send the information to holjohnson@ucdavis.edu.

Photo Competition

CaliDivers.org has announced their 2006 Photo competition. The grand prizewinner's underwater photograph will grace the CaliDivers.org's future membership card for an indefinite period of time and the winner will also receive a two-year free CaliDivers.org membership. Deadline for entries is October 30th 2006.

The contest is open to all skill levels.

Subject matter can be scenic, sealife, creatures, divers, etc., although special consideration will be given to underwater California-specific subject matter.

For more information, see www.CaliDivers.org, or contact Ed Pais at elpais@sbcglobal.net or Robert Lemmon at rlemmon@calidivers.org

Trip Report: Washington State (Hood Canal, Puget Sound, Strait of Juan de Fuca, Lake Crescent)

By: Holly Johnson



Salt Creek County Park

Having missed the last meeting, I figured I owed the group a trip report! Couple that with the fact that I am always asking everyone, I figured I had better get it in the newsletter soon! Consider this a brief overview of our trip— I would like to tell you more about it, and show more pictures too!

Cayle and I recently returned from a trip to Washington State that included some great diving! Although it wasn't truly a dive trip, we did get some great dives in. We were gone for 16 days, and had the privilege to stay at some gor-



Salt Creek County Park on the strait of Juan de Fuca

geous campgrounds, many right on the water. The trip culminated with my sisters wedding, held right on Puget Sound.


One of the limitations to diving in this area is that most dives have to be timed at slack current (currents can be fierce up there!), which does not typically coincide with high or low tide, and it is very important to also understand the currents of a dive site (the same site can have multiple current patters, and they can flow differently during an ebb or flood). Many dive sites are also near ferry lanes, and my understanding is that the ferry captains don't like having to wait for divers!



Salt Creek County Park

Many of the marine life


we saw was similar to our area, but it was much, much larger! On one dive we had 4-5 five foot lingcods circling us (waiting for a handout-feeding the animals is a popular activity in the marine preserves). We also saw 3 foot tall metridians, a five armed starfish that was about 5 feet across (no, the photo did not turn out!), a huge wolf eel, and a 3



Octopus Hole' in the Hood Canal

foot tall lion (wait, that was made out of stone!). There

was also a lot of diversity in the life, and a large amount of biomass at most sites. We also took the oppor-



Metridians cover Key-stone Jetty

tunity to dive in Lake Crescent, a very clear freshwater lake in the Olympic National Park. The water in the



Lake Crescent in the Olympic National Park

lake was quite cold (in the 40's), but it was amazing to see ripples on the surface of the water at 96 feet (Cayle tells me you could still see

them at 120' as well!). The sides of the lake bed are very steep, so you don't have to swim out very far.


We also spent a lot of time above water, enjoying the sights of the area, and even taking a drive, and a short hike out to Cape Flattery (the most north west corner of



Cape Flattery


the continental US), and a trip to the Hoh Rainforest.

I can guarantee that I will be diving up there again! It was a great trip! We also had great luck getting advice from dive shops in the area (but don't expect them to have much in the way of photography accessories!).




Temperate Rainforest

I would like to give a special thank you to Marty C. for allowing me to borrow his strobe (actually I've had it for over a month, and used it in the Channel Islands too!). I'm still waiting for my strobe to come in....



Hood Canal



Fourth Annual
AIM Calendar Sale
2007

Order Form

Name:

Address:

Phone:

E-mail:

Anticipated delivery date: No later than the November AIM meeting.

Full payment is due when placing your order. Please make checks payable to AIM.

	Quantity	Price per unit	Total
<i>Price per calendar may change. At the September meeting, we will discuss and vote on underwriting the cost of calendars to lower the unit price.</i>		\$20.³⁰	
GRAND TOTAL			



AIM FALL COLORS PHOTO SHOOT

SAT/SUN OCTOBER 7TH & 8TH

Location: Depends on peak color spots

Saturday: Meet Sorensens/Hope Valley

Sunday: Fallen Leaf Lake

Weekend overnights Welcome: Lily Lake

Meeting Place: Sat October 7th : Sorensen's Resort on Hwy 88

Time: 7:15 am/breakfast at the resort OR picnic along the route. Plan to depart the resort at 8:00 for first photo shoot stop: Destination: Depends on the reports of colorful spots: Options: Hope Valley, Monitor Pass

SAT NIGHT FULL MOON SHOOT! Yes, we picked a full moon weekend. Opportunity to practice recent night shooting techniques by Peter. Plan on a late Saturday night/early Sunday am shoot: Location TBA

Meeting Place: Sun Oct 8th : Fallen Leaf Lake Store parking Lot

Time: 9:00 am Tailgate breakfast or arrive by 7:00 am to cabin*

Overnights: Welcome in **rustic cabin** on Lily Lake near Fallen Leaf Lake. Tents, car-camp, floor space available. Cooking facilities, composting out-house, wood burning stove, telephone and microwave. Outside camp shower. Narrow road most likely too difficult for trailers and 5th wheels. Small campers OK. FUN FUN FUN!

Meals: BYOF: Pool for picnic lunches.

Dinner Saturday night at the cabin will be hearty stew and salad. No one will go hungry.

<p>Sorensen's Resort 14255 Highway 88 Hope Valley, CA 96120 (800)423-9949 (530)694-2203 www.sorensensresort.com/about&map.htm ! As of: 9/7 2 cabins are available 7th 8th Wagon Wheel (\$170N) and Tinon (\$150N)</p>	<p>Fallen Leaf Lake Store: Meeting Place/Parking Lot http://en.wikipedia.org/wiki/Fallen_Leaf_Lake,_California a Great site for area description and directions. Connects to California Highway 50/89 via Sawmill Road. http://adventure16.com/tahoe Good Reference to area</p>
--	--

MORE DETAILS / MAPS AT SEPTEMBER 27TH A.I.M MEETING
CAROL HERRLIE FOR MORE DETAILS AND TO RESERVE CABIN SPACE
CELL: 916-952-9124 Lily Lake Cabin Number: 530-542-4228

CONTACT:
530-622-9124

PLEASE CUT AND PASTE THIS PART and EMAIL BACK TO CAROL

Please let me know: Who is coming on what days and contact information.

#1 Name:	
Email:	
Cell Phone:	
Home Phone:	
Saturday only	
Sunday only	
SAT & SUN: both days	
Overnight: cabin	Tent / car / floor space / camper*
Overnight: Other	
#2 Name:	
Email:	
Cell Phone:	
Home Phone:	
Saturday only	
Sunday only	
SAT & SUN: both days	
Overnight: cabin	Tent / car / floor space /camper*
Overnight: Other	
#3 Name:	
Email:	
Home Phone:	
Saturday only	
Sunday only	
SAT & SUN: both days	
Overnight: cabin	Tent / car / floor space /camper*
Overnight: Other	